

Answer Sheet

Name: _____

Odd → **Number** → **Gold!**



Help the leprechaun find the gold at the end of the rainbow by coloring the spaces with odd numbers to show your path. **Answer Sheet**

| | | | | | | | | |
|----|----|----|----|----|----|----|----|----|
| 4 | 1 | 8 | 22 | 98 | 34 | 10 | 6 | 12 |
| 14 | 3 | 5 | 7 | 26 | 44 | 62 | 78 | 40 |
| 50 | 20 | 28 | 9 | 32 | 16 | 90 | 48 | 52 |
| 12 | 15 | 13 | 11 | 38 | 42 | 56 | 78 | 82 |
| 12 | 17 | 19 | 21 | 23 | 25 | 27 | 29 | 22 |
| 20 | 34 | 42 | 68 | 70 | 94 | 46 | 31 | 54 |
| 56 | 48 | 92 | 24 | 6 | 37 | 35 | 33 | 8 |
| 18 | 94 | 72 | 46 | 36 | 39 | 34 | 22 | 10 |



Answer Sheet

Answers

The Velveteen Rabbit Rebus Story

Name: _____

Date: _____

There was once a velveteen , and in

the beginning he was really splendid. He

was fat and bunchy, as a  should be;

his coat was spotted , he had real

thread , and his , were lined

with pink sateen. On Christmas morning,

when he sat wedged in the top of the

Answer Sheet

Answers


The Velveteen Rabbit Rebus Story

Name: _____ Date: _____

Boy's , with a sprig of holly between


his , the effect was charming. There

were other things in the stocking, nuts and



and a toy engine, and chocolate

almonds and a clockwork mouse, but the



was quite the best of all.

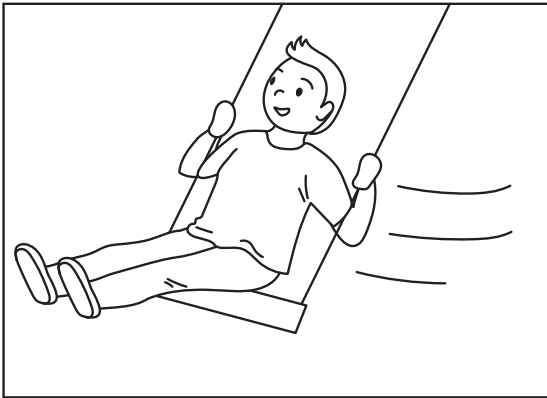
Answer Sheet

Answers


Picture Clues

Name: _____ Date: _____


Use the illustrations to describe what is happening in each picture. Color in the bubble next to the correct answer.



- The boy is running.
- The boy is swinging.
- The boy is crying.



- The kids are swimming.
- The kids are sliding.
- The kids are biking.



- The girl is building.
- The girl is running.
- The girl is dancing.



- The kids are dancing.
- The kids are driving.
- The kids are sleeping.

Answer Sheet

Answers




Goldilocks and the Three Bears Storyboard

Name: _____

Date: _____

The story is mixed up! Look at the pictures and read the words to put the story back in order again.

Bonus Activity: Color in Goldilocks and the Three Bears.



Answer Sheet

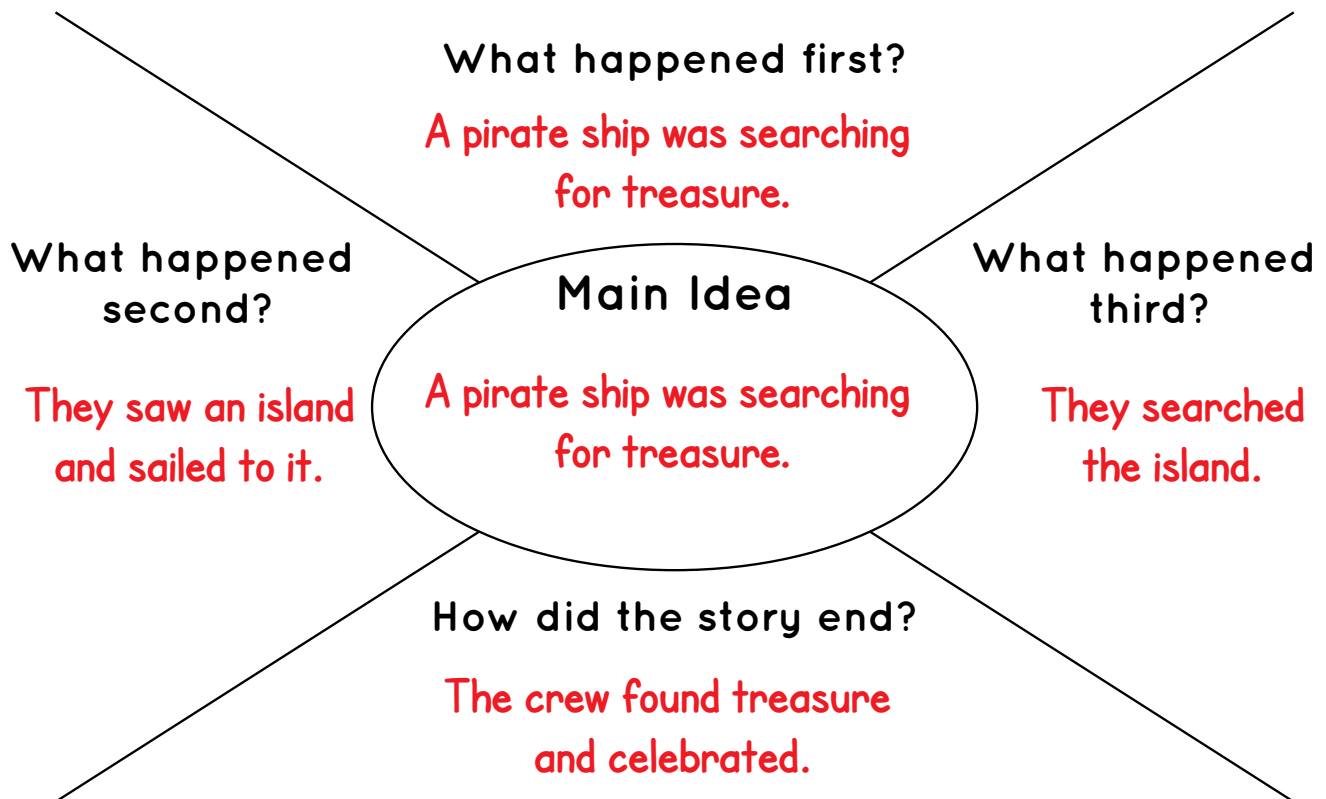
Answers

Create a Story Map

Name: _____ Date: _____

Read the story. Fill in the **story map** using the story to help you.

Once there was a pirate ship sailing in search of treasure. They searched and searched, but didn't find any treasure. One day the captain spotted a distant island and decided to explore it. The crew sailed to the island and searched every corner. Suddenly, they spotted a chest full of gold and silver! The crew celebrated.



Answer Sheet


Answers

Story Sequencing



Name: _____

Date: _____



Look at each group of pictures and decide what happened. Fill in the bubble next to the best answer.



- The sun was shining on the farm.
- The farmer planted seeds and the seeds grew into plants.
- The farm is a fun place to work.



- The kids got out their bikes and went for a ride.
- The bikes were broken and the kids were sad.
- The kids were looking for their bikes.



- The boy and his dad are playing a game outside.
- The boy is eating a cake.
- The boy and his dad are making a cake.



Answer Sheet

Answers

Which is it?

Name: _____ Date: _____

Read each sentence and decide if it is fiction or nonfiction. Cut the sentences out and glue them on the correct page.

FICTION

A horse is an animal with four legs.

Rain is an important part of the water cycle.

NONFICTION

The spider and the fly were friends who loved to play tag.

"I'm flying!" Ella said as she jumped off her bed.

A horse is an animal with four legs.

"I'm flying!" Ella said as she jumped off her bed.

The spider and the fly were friends who loved to play tag.

Rain is an important part of the water cycle.

Answer Sheet

Answers

Main Idea: Farmers

Name: _____ Date: _____

Read each sentence. Cut the sentences out and decide which sentence is the main idea and which are the supporting details. Glue the sentences in order in the boxes provided.

Main Idea:

Farmers grow vegetables that people buy and eat.

Supporting Detail 1

Farmers plant vegetable seeds in the fields.

Supporting Detail 2

Farmers harvest the vegetable plants.

Supporting Detail 3

People buy the vegetables and eat them.



Farmers grow vegetables that people buy and eat.

Farmers plant vegetable seeds in the fields.

Farmers harvest the vegetable plants.

People buy the vegetables and eat them.

Answer Sheet

Answers

Exploring a Table of Contents

Name: _____ Date: _____

Use the table of contents to answer the questions below.

Art Projects

| | |
|----------------------------|----|
| Chapter 1: Painting | 12 |
| Watercolors | 16 |
| Tempura | 18 |
| Finger Painting | 20 |

| | |
|--------------------------|----|
| Chapter 2: Sewing | 23 |
| Dolls | 29 |
| Pillows | 31 |
| Clothes | 35 |

| | |
|------------------------|----|
| Chapter 3: Clay | 37 |
| Sculptures | 42 |
| Using a Pottery Wheel | 45 |
| Ceramics | 48 |

| | |
|--------------------------------|----|
| Chapter 4: Paper Crafts | 51 |
| Paper Airplanes | 56 |
| Cards | 60 |
| Origami | 63 |

| | |
|------------------|----|
| Index | 65 |
| About the Author | 66 |

1. How many chapters are in this book? 4
2. What page would you turn to if you wanted to learn about sculptures? 42
3. If you opened the book to page 56, what type of project would you learn about? Paper airplanes
4. How many types of painting can you learn about in this book? 3
5. What page would you turn to in order to learn more about the author? 66
6. On what page can you learn how to make dolls? 29
7. What is Chapter 2 about? Sewing
8. What page would you turn to find the index? 65
9. On what page can you learn about finger painting? 20

Answer Sheet

Answers

Inference Puzzles

Name: _____ Date: _____

Look at each picture. Circle your best guess using the picture clues.

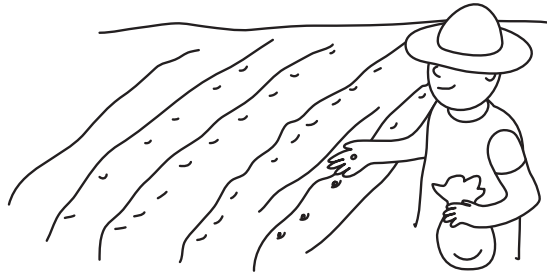


The boy is painting.

The boy has finished painting and is cleaning up his supplies.

The farmer is harvesting vegetables.

The farmer is planting seeds.



The girl is going for a bike ride.

The girl has finished riding her bike.


The man is making dinner.

The man is eating dinner.



The girl is putting her blocks away.

The girl is building with her blocks.



Answer Sheet


Answers

Choose the Best Ending

Name: _____


Date: _____

Look at each picture. Read the beginning of each story and choose which sentence best finishes the story. Circle the best ending.




Alex woke up and looked outside, it was very sunny and clear! She was so excited to meet her friend Susan to play in the park. She decided to put on...

1. her sun hat and sandals.
2. her heavy coat, mittens, and boots.



Sam was making a cake for his brother's birthday. He started by looking at the recipe and getting out all of his ingredients and supplies. Then he began....

1. to mix the ingredients one at a time.
2. to decorate the cake for the party.



The pilot got the plane ready for take off. He checked all of the instruments and told his crew to buckle in. Then he....


1. started to lift the plane off the ground.
2. landed the plane on the runway.

Answer Sheet

Writing Questions: Summer

ANSWERS

Finish each sentence by filling in the first word using a word from the word bank, and end the sentence with a question mark.



1. When is your birthday___

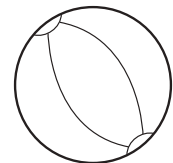
2. Do you like to swim___

3. What is your favorite flavor of ice cream___

4. Is it hot outside today___

5. Should we go to the beach___

6. Are you happy it is summer___




When, Do, What, Is, Should, Are

Answer Sheet

ANSWERS Fix the Sentences: Pets


Oh no! The sentences are written incorrectly. Rewrite each sentence to fix it.

the dog plays.




The dog plays.

fish is swimming. The




The fish is swimming.

the hamster runs



The hamster runs.

horse The eats.

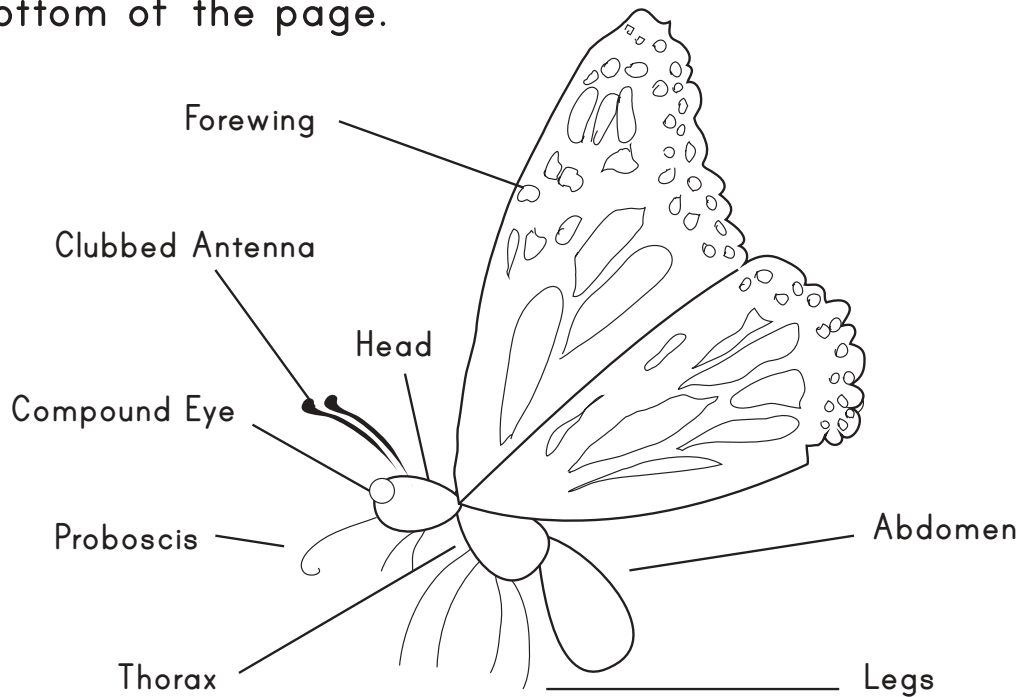


The horse eats.

Answer Sheet

ANSWERS All About Butterflies

Look at the picture and fill in the blanks using the words at the bottom of the page.



Butterflies are a kind of INSECT that have compound EYES, six LEGS, and two ANTENNAE on the top of their head. They have colorful WINGS and a long straw like tongue called a PROBOSCIS.

insect, legs, wings, antennae, proboscis, eyes


Answer Sheet

Punctuation: At the Beach

Name: _____ Date: _____

Finish each sentence by writing a question mark, exclamation mark, or period.

I love to swim .



Did you see that turtle ?

Wow, that is the biggest sand castle !

Do you know where the shovel is ?

I'm going to make a mermaid in the sand ?

Can we get ice cream after lunch !

That surfer went up really high ?

Are dogs allowed on the beach ?

