


Answer Sheet

Name: _____

Fun

With


Place Value



Look at each picture. Count the tens and the ones and then write the matching numbers in the boxes below.

ANSWER SHEET


Look at the example of place value here. Place value is how we describe the position of each digit in a number.



Tens

Ones


Tens Ones =



Tens

Ones

Tens Ones =



Tens

Ones


Tens Ones =



Tens

Ones


Tens Ones =



Tens

Ones

Tens Ones =



Tens

Ones

Tens Ones =


Answer Sheet

Name: _____

Add

All

Three



Look at the example below. Read each of the questions and solve the problem. Make sure to show your work!

ANSWER SHEET

Example:

At the zoo there were 4 hummingbirds, 3 finches, and 2 parrots. How many birds were there altogether?

$$4 + 3 + 2 = 9$$

1. At the beach there were 3 pink shells, 5 blue shells, and 2 yellow shells. How many shells were there altogether?

$$3 + 5 + 2 = 10$$

2. While driving, Sam saw 2 blue cars, 3 red cars, and 4 yellow cars. How many cars did he see altogether?

$$2 + 3 + 4 = 9$$

3. At the apple orchard Alice picked 4 apples, her brother picked 2 apples, and her mom picked 5 apples. How many apples did they pick altogether?

$$4 + 2 + 5 = 11$$


4. Adam planted 6 beans, Sue planted 5 beans, and Alex planted 2 beans. How many beans did they plant altogether?

$$6 + 5 + 2 = 13$$

Answer Sheet

Name: _____

Subtraction → Watermelons



Subtract the numbers inside each watermelon and circle the ones that match up to the number on the top.

ANSWER SHEET

15

20-5

11-2

19-4

10-1

17

14-2

18-1

19-2

16-3

19

20-1

18-5

19-0

16-3

16

18-1

19-3

17-5

17-1

14

16-2


19-1

18-2

15-1

Answer Sheet

Name: _____

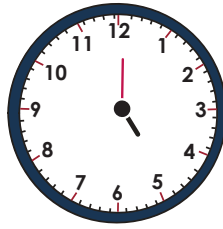


Write the correct time under each clock in the first section. The first one has been done for you.

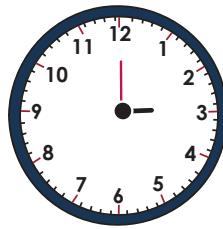
ANSWER SHEET



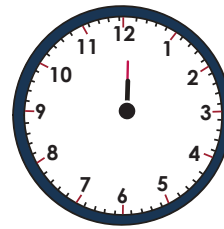
8:00



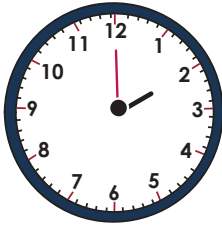
5:00



3:00



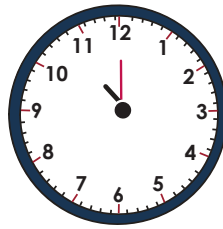
12:00



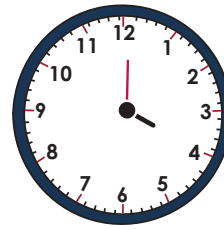
2:00



6:00



11:00

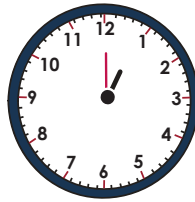


4:00

Fill in the hands on the analog clock faces to match the digital time shown. The first one has been done for you.



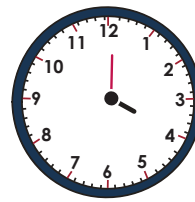
11:00



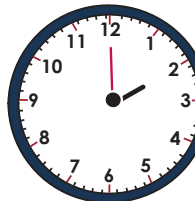
1:00



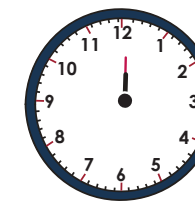
6:00



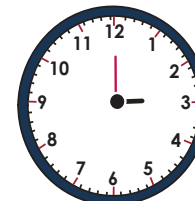
4:00



2:00



12:00



3:00



5:00