
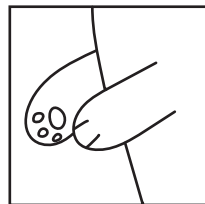
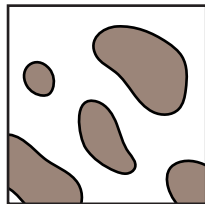

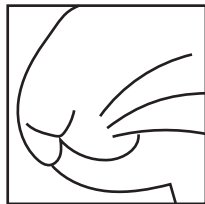





The Velveteen Rabbit Rebus Story



Name: _____

Date: _____

A rebus story is told using pictures and drawings instead of words. The drawings can symbolize a sound, word or character. Use the drawings below to fill in the blanks for a passage from *The Velveteen Rabbit* by Margery Williams



Directions:

Use a pair of  to cut out the pictures and then  them onto the correct spots in the story on page 2.


The Velveteen Rabbit Rebus Story

Name: _____

Date: _____

There was once a velveteen , and in

the beginning he was really splendid. He

was fat and bunchy, as a  should be;

his coat was spotted , he had real

thread , and his , were lined

with pink sateen. On Christmas morning,

when he sat wedged in the top of the

The Velveteen Rabbit Rebus Story

Name: _____

Date: _____

Boy's , with a sprig of holly between

his , the effect was charming. There

were other things in the stocking, nuts and

and a toy engine, and chocolate

almonds and a clockwork mouse, but the

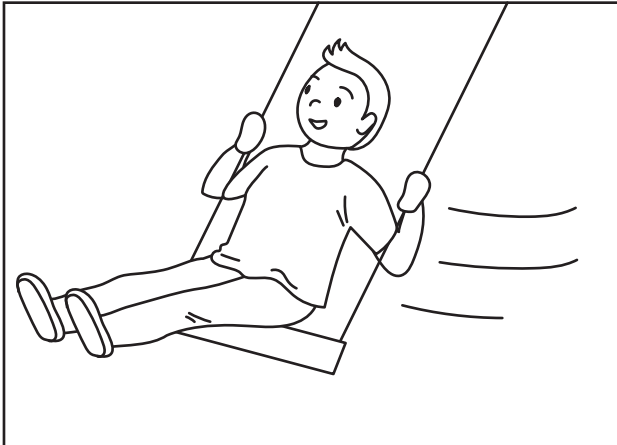
was quite the best of all.

Picture Clues


Name: _____

Date: _____


Use the illustrations to describe what is happening in each picture. Color in the bubble next to the correct answer.




- The boy is running.
- The boy is swinging.
- The boy is crying.



- The kids are swimming.
- The kids are sliding.
- The kids are biking.



- The girl is building.
- The girl is running.
- The girl is dancing.



- The kids are dancing.
- The kids are driving.
- The kids are sleeping.

Goldilocks and the Three Bears Storyboard

Name: _____


Date: _____

The story is mixed up! Look at the pictures and read the words to put the story back in order again.


Bonus Activity: Color in Goldilocks and the Three Bears.




The three bears came home and saw their house was a mess!



Goldilocks woke up and saw the three bears looking at her. She ran away and won't bother them again!




The three bears found Goldilocks in Baby bear's bed. They were upset.



Goldilocks explored the three bears house and tried some porridge. Baby bear's porridge was just right.



The three bears left their house and went for a walk.



Goldilocks was tired and wanted to take a rest. Baby bear's bed was perfect.



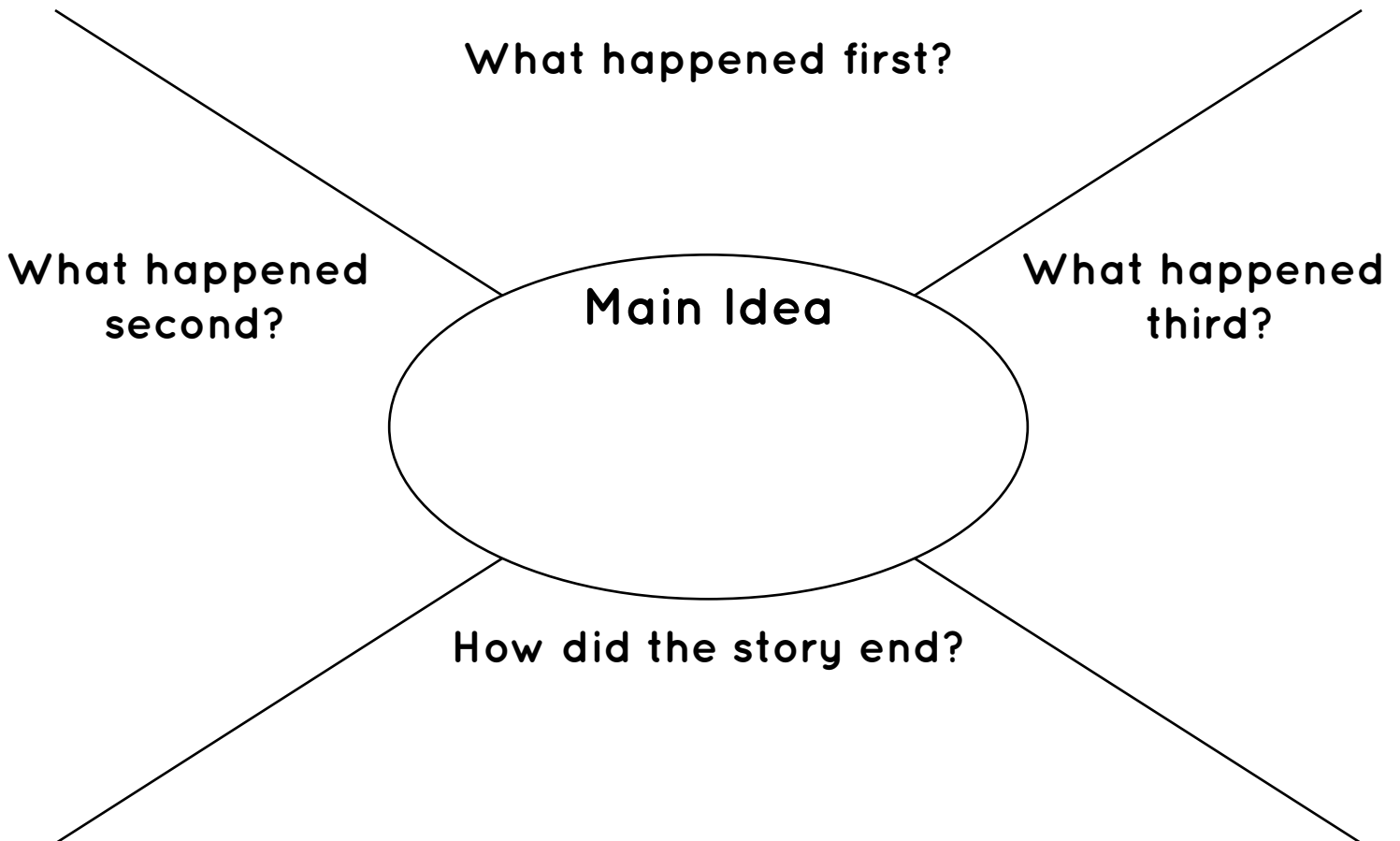
Create a Story Map

Name: _____

Date: _____

Read the story. Fill in the **story map** using the story to help you.

Once there was a pirate ship sailing in search of treasure. They searched and searched, but didn't find any treasure. One day the captain spotted a distant island and decided to explore it. The crew sailed to the island and searched every corner. Suddenly, they spotted a chest full of gold and silver! The crew celebrated.




Story Sequencing



Name: _____

Date: _____



Look at each group of pictures and decide what happened. Fill in the bubble next to the best answer.



- The sun was shining on the farm.
- The farmer planted seeds and the seeds grew into plants.
- The farm is a fun place to work.



- The kids got out their bikes and went for a ride.
- The bikes were broken and the kids were sad.
- The kids were looking for their bikes.



- The boy and his dad are playing a game outside.
- The boy is eating a cake.
- The boy and his dad are making a cake.



Which is it?

Name: _____

Date: _____

Read each sentence and decide if it is fiction or nonfiction. Cut the sentences out and glue them on the correct page.

FICTION

NONFICTION

A horse is an animal with four legs.

The spider and the fly were friends who loved to play tag.

“I’m flying!” Ella said as she jumped off her bed.

Rain is an important part of the water cycle.

Main Idea: Farmers

Name: _____

Date: _____

Read each sentence. Cut the sentences out and decide which sentence is the main idea and which are the supporting details. Glue the sentences in order in the boxes provided.

Main Idea:

Supporting Detail 1

Supporting Detail 2

Supporting Detail 3



Farmers grow vegetables that people buy and eat.

Farmers plant vegetable seeds in the fields.

Farmers harvest the vegetable plants.

People buy the vegetables and eat them.

Exploring a Table of Contents

Name: _____

Date: _____

Use the table of contents to answer the questions below.

Art Projects

Chapter 1: Painting	12
Watercolors	16
Tempura	18
Finger Painting	20

Chapter 2: Sewing	23
Dolls	29
Pillows	31
Clothes	35

Chapter 3: Clay	37
Sculptures	42
Using a Pottery Wheel	45
Ceramics	48

Chapter 4: Paper Crafts	51
Paper Airplanes	56
Cards	60
Origami	63

Index	65
About the Author	66

1. How many chapters are in this book? _____
2. What page would you turn to if you wanted to learn about sculptures? _____
3. If you opened the book to page 56, what type of project would you learn about? _____
4. How many types of painting can you learn about in this book? _____
5. What page would you turn to in order to learn more about the author? _____
6. On what page can you learn how to make dolls? _____
7. What is Chapter 2 about? _____
8. What page would you turn to find the index? _____
9. On what page can you learn about finger painting? _____

Finish the Fact Cloud

Name: _____

Date: _____


Use the blank fact bubbles to record four new facts you learned as you read a book.

Inference Puzzles

Name: _____

Date: _____

Look at each picture. Circle your best guess using the picture clues.




The boy is painting.

The boy has finished painting and is cleaning up his supplies.

The farmer is harvesting vegetables.

The farmer is planting seeds.




The girl is going for a bike ride.

The girl has finished riding her bike.

The man is making dinner.

The man is eating dinner.



The girl is putting her blocks away.


The girl is building with her blocks.

Choose the Best Ending

Name: _____


Date: _____

Look at each picture. Read the beginning of each story and choose which sentence best finishes the story. Circle the best ending.




Alex woke up and looked outside, it was very sunny and clear! She was so excited to meet her friend Susan to play in the park. She decided to put on...

1. her sun hat and sandals.
2. her heavy coat, mittens, and boots.



Sam was making a cake for his brother's birthday. He started by looking at the recipe and getting out all of his ingredients and supplies. Then he began....

1. to mix the ingredients one at a time.
2. to decorate the cake for the party.



The pilot got the plane ready for take off. He checked all of the instruments and told his crew to buckle in. Then he....

1. started to lift the plane off the ground.
2. landed the plane on the runway.

Connect It

Name: _____

Date: _____

Read the story and use the questions at the bottom to make connections to things in your real life.

It was the last day of school and Eliza was so excited about summer break! She said goodbye to Ms. B and ran to her mom with a bag full of her art projects from 1st grade. Her mom said, "Do you want to get an ice cream cone to celebrate summer break?" She jumped up and down and said, "yes!" loudly. Eliza started to think about all of the fun she was going to have this summer. It was going to be a great summer!

Match the beginning of each sentence to the ending that makes the most sense. Draw a line or fill in the blank with a letter.

1) This story reminds me of myself because _____

a) I feel excited about summer break.

2) This story reminds me of a book I read because _____

b) There are so many things to do during summer break.


3) This story reminds me of the real world because _____

c) It is about the last day of first grade.

Finish that Sentence!

Name: _____

Date: _____



Finish the sentences to write a story.

1. Who?

The dog _____

2. What?

The dog is going _____

3. Where?

4. Why?


5. When?

Silly Story Starter

Name: _____

Date: _____

Look at the picture below. Write a story about this picture.
What happened?




Tell a Story: Summer Adventure

Name: _____

Date: _____

Look at the scene below. Write a story about the scene using as many details as you can. Use your imagination! When you finish, color the scene.




Sight Word Sentences

Name: _____

Date: _____

Use the sight words to write four different sentences on the lines below. Use at least one sight word in each sentence.

Them Why Could Do




Four sets of handwriting lines, each consisting of a solid top line, a dashed middle line, and a solid bottom line.

Writing Questions: Summer

Name: _____

Date: _____

Finish each sentence by filling in the first word using a word from the word bank, and end the sentence with a question mark.



1. _____ is your birthday____

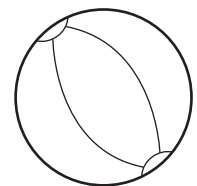
2. _____ you like to swim____

3. _____ is your favorite flavor of ice cream____

4. _____ it hot outside today____

5. _____ we go to the beach____

6. _____ you happy it is summer____




When, Do, What, Is, Should, Are

Find the Fact!

Name: _____


Date: _____

Choose a nonfiction book to read. Find three facts from the book. Then, draw a picture for each fact and write a caption for each picture.




Fact: _____

Caption: _____



Fact: _____

Caption: _____



Fact: _____

Caption: _____



Sentence Practice

Name: _____

Date: _____

Did you know that there are three major kinds of sentences?

Declarative: a sentence that makes a statement.

Exclamatory: a sentence that expresses a strong feeling.

Interrogative: a sentence that asks a question.

Use the pictures on each line to help you write a declarative, exclamatory, or interrogative sentence. Don't forget to punctuate!


Write a declarative sentence.



Dogs like to play.



Write an exclamatory sentence.



Write an interrogative sentence.



Write a declarative sentence.



Write an exclamatory sentence.



Write an interrogative sentence.

Finish the Story!

Name: _____

Date: _____

Read the story. Finish the story using the empty boxes below.


Beginning: Alice and her dog Bobo were going to play fetch at the park. Bobo loved to play fetch and Alice had been teaching him different tricks all summer. She couldn't wait to show her friends what he could do!

Middle 1: Alice unclipped Bobo's leash and threw the ball. Bobo ran after the ball and caught it while it was still in the air!

Middle 3: Alice was so worried about Bobo, she hoped he would come back soon.

Middle 2:

Ending:




Fix the Sentences: Pets

Name: _____


Date: _____

Oh no! The sentences are written incorrectly. Rewrite each sentence to fix it.


the dog plays.




fish is swimming. The



the hamster runs



horse The eats.

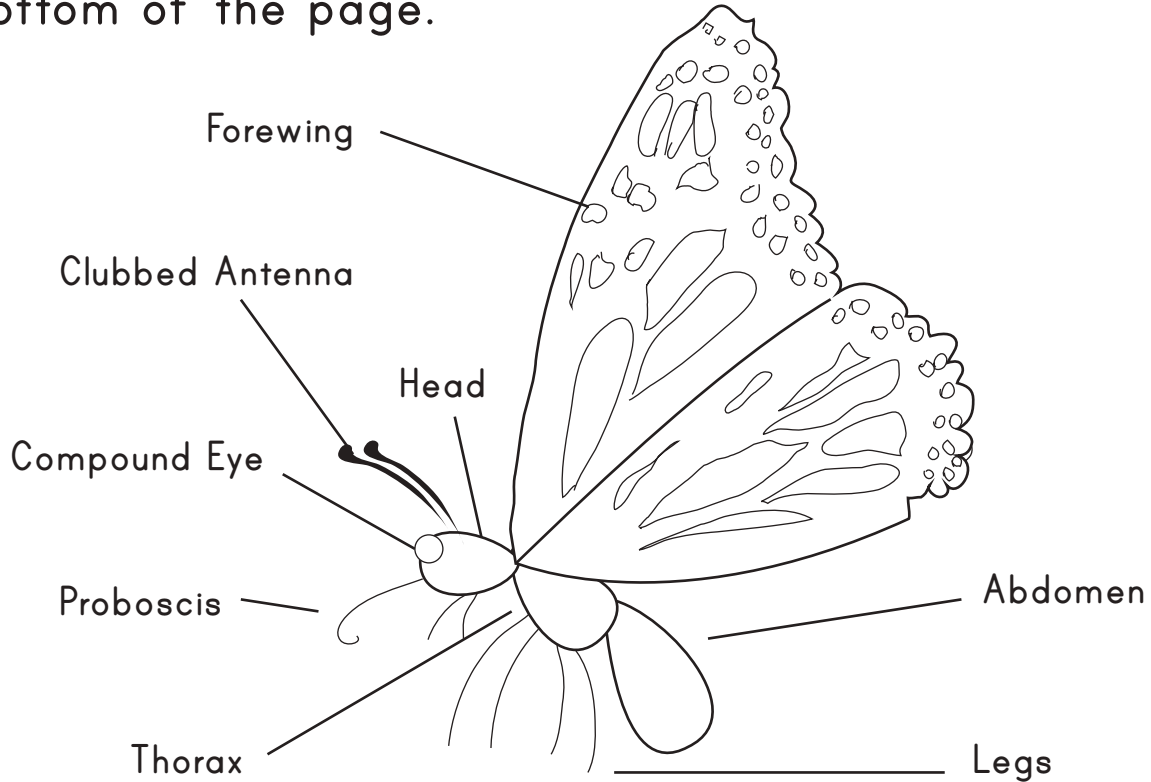


All About Butterflies

Name: _____

Date: _____

Look at the picture and fill in the blanks using the words at the bottom of the page.



Butterflies are a kind of _____ that

have compound _____, six _____, and

two _____ on the top of their head.

They have colorful _____ and a long straw


like tongue called a _____.

insect, legs, wings, antennae, proboscis, eyes

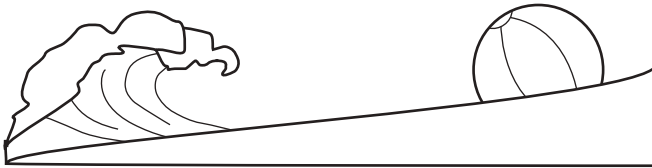
Read, Write, and Draw: Summer

Name: _____

Date: _____



Summer is the warmest season of the year, between spring and fall. In summer, the nights are shortest and days are longest.



Draw yourself all dressed up for warm weather.

Draw your favorite summer activity.

How do you celebrate holidays in summer?


Punctuation: At the Beach

Name: _____

Date: _____

Finish each sentence by writing a question mark, exclamation mark, or period.

I love to swim _____



Did you see that turtle _____

Wow, that is the biggest sand castle _____

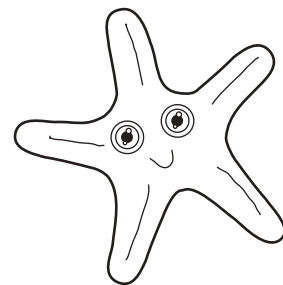

Do you know where the shovel is _____

I'm going to make a mermaid in the sand _____

Can we get ice cream after lunch _____

That surfer went up really high _____


Are dogs allowed on the beach _____



Answer Sheet

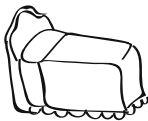







Name: _____

Long — — — — — **Or** — — — — — **Short**



Look at the picture at the beginning of each row and say the name of the picture. Listen for the vowel sound. Then circle the word in each row that has the same vowel sound as the picture.


ANSWER SHEET

1. 	bug red sand table
2. 	hat book ham baby
3. 	tan clue block eye
4. 	in eye blue dog
5. 	flower drain cat food
6. 	hand on rain bell
7. 	ten teeth horse ran
8. 	bed road fan tree

Answer Sheet





















Name: _____

Find  The  Long Vowel



Find the word in each row that has the same vowel sound.

ANSWER SHEET

1. Long A	 cake	 bat	 rat	 rake
2. Long E	 bread	 tree	 web	 knee
3. Long I	 lion	 milk	 kite	 lips
4. Long O	 dog	 rose	 snow	 mop
5. Long U	 umbrella	 unicorn	 unicycle	 bug





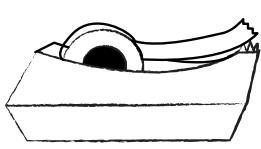
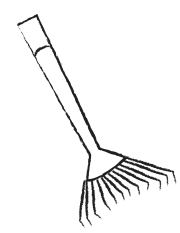

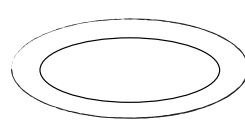

Answer Sheet

Name: _____



Look at the pictures below. Fill in the missing vowel and the silent "e" for each word.

ANSWER SHEET

 <p>lake</p>	 <p>tie</p>	 <p>robe</p>
 <p>mane</p>	 <p>tape</p>	 <p>rake</p>
 <p>cape</p>	 <p>plate</p>	 <p>slide</p>