

p P



pi pa pe po pu Pa Pu

pie pupa papá papel

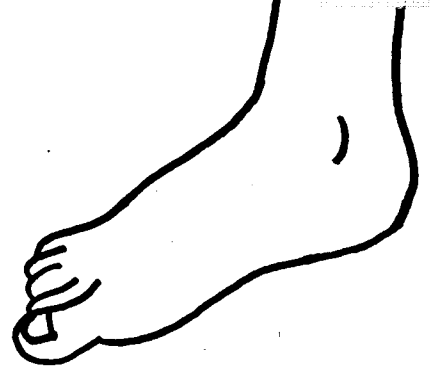
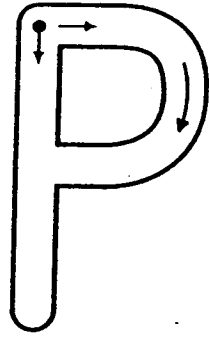
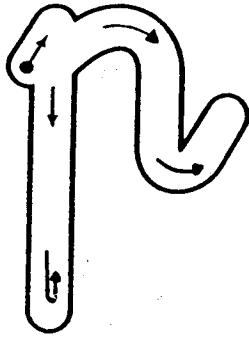
pipa poles Pepa púa

pala polo pelo Pili

Lupe pule la pila.

Pili pela el polo.

La pala y el pie.



n n

n n n n n n n n n n n n n n n n n

n

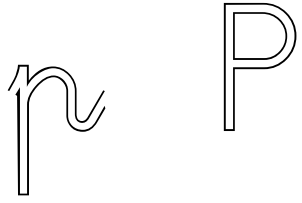
P P P P P

n P n P n P n

n

n

n



Handwriting practice line with a continuous cursive 'n' pattern.

Handwriting practice line with a series of cursive 'n' characters.

Handwriting practice line with a cursive 'n' followed by a dotted line for tracing.

Handwriting practice line with a series of dotted uppercase 'P' characters for tracing.

Handwriting practice line with alternating dotted lowercase 'n' and uppercase 'P' characters for tracing.

Handwriting practice line with a series of cursive 'n' characters.

Handwriting practice line with words 'na ne ni no nu' and 'Pa Po Pu' in cursive, with the initial 'P' of each word being dotted for tracing.

Handwriting practice line with a cursive 'n' followed by a dotted line for tracing.

Handwriting practice line with words 'nie palo pelo polo pika' in cursive, with the initial 'n' of 'nie' and 'p' of 'palo' and 'pika' being dotted for tracing.

- Rodea la letra p:

p P



l p t d r i q t j d f d r
q g t l r l o r l q d f r
h j r i l q r f h d r l n
f r n r q j n r q g r n
P D F P Q B H P B D P O

- Rodea la letra p:

p

pie pupa papá lupa
pelo pala pelota patata
pato palomo paño pena
peso pulpo país papel
pollo pis pipa polo pila

⇒ Rodea los objetos que llevan r:



⇒ Lee y copia:

pa pe po Pu pe Pi pa po papá

⇒ Forma palabras:

pa	la	_____
pe	lo	_____
po	lo	_____
pi	la	_____
Pe	pa	_____
Pe	pe	_____
pul	po	_____

pi	e	_____
lu	pa	_____
Lu	pe	_____
Pi	li	_____
la	pa	_____
pi	el	_____
pa	pel	_____

pu	pi	la	_____
po	le	o	_____
pe	le	a	_____

⇒ Lee y copia:

Pa Pe Po Pa Pi Pu pa pe pi pu po or er

pala, pelo, lupa, polo, pila, pupa, pie

papá, Pepe, papel, pipa, piel, poleo

La pala y la pila. El pelo y la pupila.

Pepe pela la pipa. El pulpo pelea.

Lola pela el polo. Pili pule la pila.

La ola lia el pelo a Lola. Pepi lee la A.


La lupa y la pila. Papá pela el polo.

La pala y el palo. Pili, Pepa y Lola.

Pepe pela el polo. El pie y la piel.

⇒ Lee, une con flechas y escribe:

El pie



La pala



El papel



El palo



La lila



La lupa




El pelo




La pila




El polo




La pipa




El pulpo




El pulso




Pepa



La pupa



Pepe



⇒ Lee y escribe dos veces:



La pala y el palo.



La pila y la pipa.



Pepa y Pepe.



El pulpo y el papel.



El pelo y la lupa.

⇒ Completa con **el** o con **la** y copia:

la pala ___ pelo ___ pupa ___ poles

=====
=====

___ pila ___ polo ___ ala ___ ele

=====
=====

___ ola ___ pipa ___ lupa ___ papel

=====
=====

___ pulpo ___ pie ___ palo ___ lila

=====
=====

⇒ Completa, lee y escribe:


Papá olía el _____.



El polo, la pala y la _____



Lola pela el _____.



El pie, la piel y la _____.



Pepe lia el _____.



⇒ Lee las palabras de los recuadros:

Pepa Papá Pili	lee olía pela	el poleo. la ele. el polo.
----------------------	---------------------	----------------------------------

Elige palabras de cada recuadro y forma frases.

⇒ Ordena las palabras para formar frases:

Pepe	la	pe.	lee
------	----	-----	-----

el	Lali	poleo.	olía
----	------	--------	------



lupa



pala



papá



palo



pelo



pie



polo

papel

pila



pupa

pipa

poles



pulpo

Pepe

Pepa

⇒ Frases para el dictado:

La pala, la lupa y la pila.

Pepe pela la pipa.

El pulpo pelea.

Lola pela el polo.

Pili pule la pila.

La ola lía el pelo a Lola.

Papá olía el poleo.

Pili, Pepa y Lola.

El pie, la piel y la pupa.